











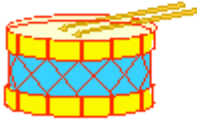
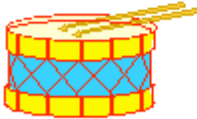




Christmas Gift Tags

Print on heavy paper or adhesive paper, then cut out tags. To attach paper tags to a gift, either glue tag to the gift, or punch a hole in a tag and use yarn to tie it to the gift.

 <p>To: From:</p>	 <p>To: From:</p>
 <p>To: From:</p>	 <p>To: From:</p>
 <p>To: From:</p>	 <p>To: From:</p>
 <p>To: From:</p>	 <p>To: From:</p>
 <p>To: From:</p>	 <p>To: From:</p>
 <p>To: From:</p>	 <p>To: From:</p>
 <p>To: From:</p>	 <p>To: From:</p>
 <p>To: From:</p>	 <p>To: From:</p>